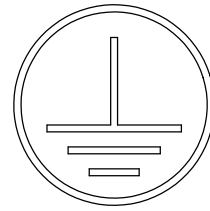
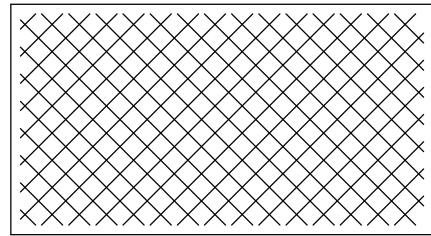


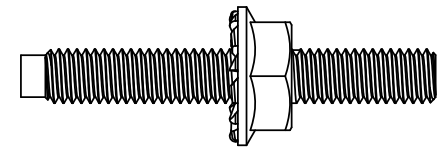
THIS COPY IS PROVIDED ON A RESTRICTED BASIS AND IS NOT TO BE USED IN ANY WAY DETRIMENTAL TO THE INTERESTS OF PANDUIT CORP.



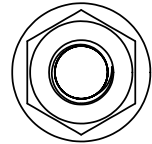
UNIVERSAL GROUNDING STICKER (QTY. 2)



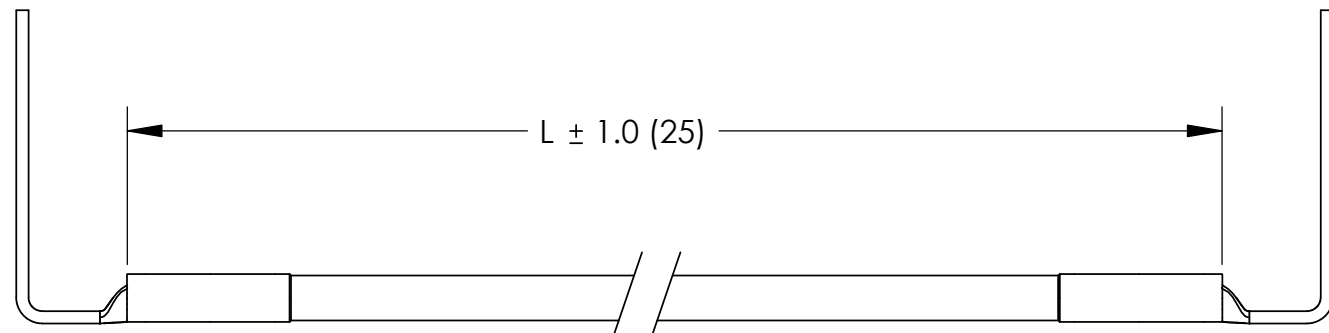
5cc TUBE ANTI-OXIDANT PASTE (QTY. 1)



#10-32 & M5 BONDING STUD (QTY. 8 OF EACH)



#10-32 & M5 BONDING NUT (QTY. 16 OF EACH)



FACTORY CRIMPED #6 AWG FRONT TO BACK RAIL JUMPER GREEN/YELLOW INSULATION (QTY. 2)

| PART NUMBER | L |
|-------------|--------------|
| CGJ620UA | 20.00 (508) |
| CGJ630UA | 30.00 (762) |
| CGJ640UA | 40.00 (1016) |

NOTES:

1. CABINET GROUNDING JUMPER KIT
PART NUMBERS: CGJ620UA, CGJ630UA, CGJ640UA
2. PACKAGING: 1 KIT PER BAG
3. DIMENSIONS IN PARENTHESIS ARE MILLIMETERS.
4. ALL COMPONENTS THAT MAKE UP THIS KIT ARE ROHS COMPLIANT.



LISTED
GROUNDING AND BONDING EQUIPMENT



CERTIFIED

C41627_01

| | | | | | | | | | |
|-----|------|------|------|-----------------------|---------|----|---|--------|---------------------------------|
| | | | | | | | PANDUIT CORP. TINLEY PARK, ILLINOIS | | |
| | | | | | | | FRONT TO BACK RAIL JUMPER KITS (CGJ620UA, CGJ630UA, CGJ640UA) CUSTOMER DRAWING | | |
| | | | | | | | UNLESS OTHERWISE SPECIFIED DIMENSIONAL TOLERANCES ARE: (.X) ± (.XXX) ± (.XX) ± ANGLES ± | | |
| | | | | | | | UNLESS OTHERWISE SPECIFIED, ALL DIMENSIONS ARE GIVEN IN INCHES, THIRD ANGLE PROJECTION | | |
| 01 | 3/06 | JHNU | JHNU | REVISED DRAWING TITLE | PC00329 | | DRAWN BY JHNU | MAT'L: | SCALE NONE |
| 00 | 1/06 | JHNU | JMAR | DRAWING RELEASED | PC00276 | | DATE 1/06 | | DRAWING NO / CAD FILE C41627 |
| REV | DATE | BY | CHK | DESCRIPTION | ECN | PM | CUST | CHK'D | DWG B SIZE |